


## HOTPLUG™ FIELD KIT

Seize a computer without shutting it down!



Maximum current rating  
of suspect computer:  
5.0 Amps, 120VAC, 60 Hz.



The Plug Capture Device (PCD) allows successful removal of a target computer connected to a wall outlet instead of a power strip.

This innovative computer forensic product from WiebeTech allows investigators to seize and move a computer without ever powering down the computer! With HotPlug, a live computer can be transported back to the lab where the resources of your forensic lab are available.

Low level encryption such as Vista's Whole Disk Encryption (WDE) can halt an investigation. Use HotPlug and Mouse Jiggler to prevent encryption technologies from activating. Bottom line: WiebeTech's HotPlug allows hot seizure and removal of computers from the field.

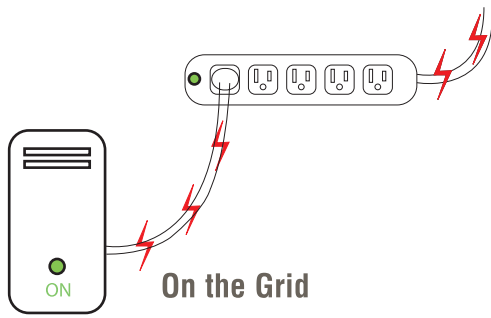
HotPlug keeps power flowing to the computer while transferring the computer's power input from one A/C source (such as a wall outlet or power strip) to another (a portable UPS) and back again.

Here's how:

- Connect HotPlug to a portable power source.
- Connect HotPlug to the computer's power source.
- Unplug the computer from the original source.
- Plug the computer into the portable source.
- Carry the computer away for data retrieval in the lab.
- Reverse this process to plug the computer into your lab's power source.

HotPlug is housed in a tough, high impact Pelican case that's water-tight. It's easy to access the power and on/off controls on the top panel. You can see the indicators at a glance.

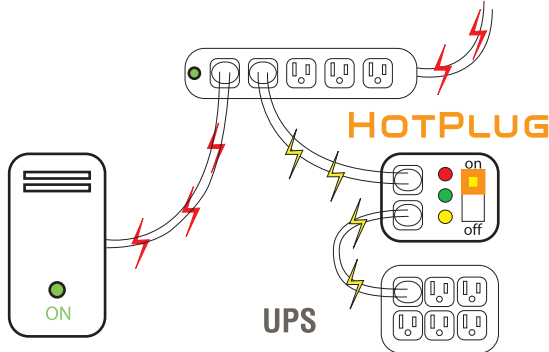
HotPlug saves time, saves data and saves you work in the field.



## On The Grid

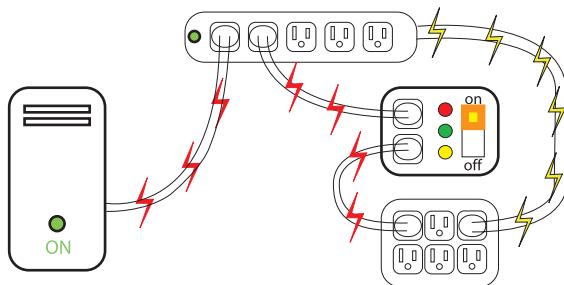
The suspect computer in this example is plugged into a power strip, which is plugged into the wall. This type of capture is very easy with a WiebeTech HotPlug.

If the suspect computer is plugged directly into the wall, other HotPlug accessories will be necessary.



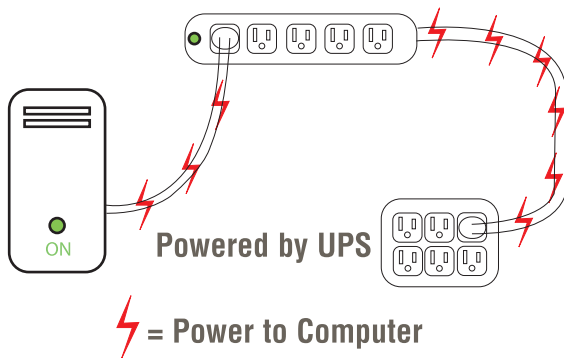
## Step 1

Plug HotPlug into the UPS battery, then into the power strip and turn it on.



## Step 2

Unplug the power strip from the wall (it's ok!). HotPlug will intelligently and instantly reroute power from the UPS to the power strip. Then plug the power strip into the HotPlug.



## Step 3

Disconnect HotPlug. You may now use the same HotPlug to seize additional computers.

The suspect Computer is now powered solely by the UPS and was **NEVER** shut down!

Do not attempt this without HotPlug. This cannot be accomplished with only a UPS (Bad things will happen).

### INCLUDES

- HotPlug Field Kit
- Mouse Jiggler (up to 5)
- Training Available (call)
- Limited Warranty Statement

Warranty Policy: HotPlug comes with telephone support (toll-free) and a one-year limited warranty. Other limitations apply – check warranty statement.

### WARNING

**Risk of electric shock. Live terminals exposed during normal usage can carry sufficient voltage that would be harmful to particular sensitive persons or those wearing a pacemaker. Care should be taken during use of HotPlug and WiebeTech recommends product training.**

Telephone: **1.866.744.8722**

Email: [sales@wiebetechn.com](mailto:sales@wiebetechn.com)

[www.wiebetechn.com](http://www.wiebetechn.com)

Facsimile: **316.744.1398**

Mailing: 8201 E. 34th St. North, Suite #909  
Wichita, KS 67226